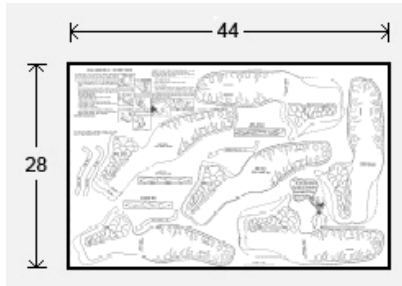




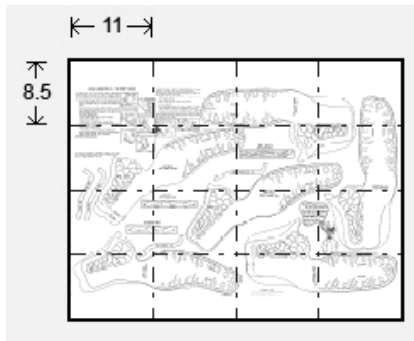
Pattern Digital Download

This PDF file contains 1 (one) full pattern package. The PDF has been put together to give you options when it comes to printing. Pages and patterns that are larger than 8½x11 have been provided in two formats:



1) Full Size

If you would like to have a full size print out, take the full size pages to your local print shop and they can print it for you.



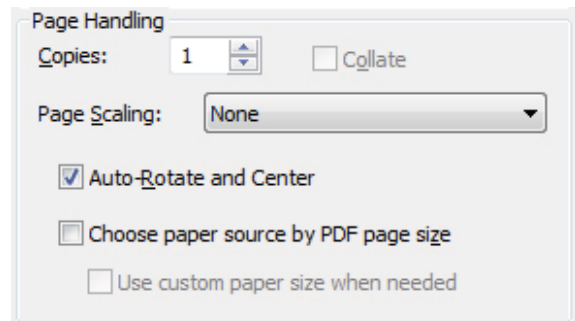
2) Tiled

The tiled pages give you the option of printing the larger patterns at home. You print the tiled pages and then assemble them to make the larger patterns.

The pattern PDF files are typically laid out like this:

Cover(if applicable), instructions sheets (if applicable), pattern 1 – full sized, pattern 1 – tiled, pattern 2 – full sized, pattern 2 – tiled, pattern 3 – full sized, pattern 3 – tiledetc

Please note: When printing on a home printer, use the settings seen on the image to the right in the Page Handling area of the Adobe Reader print dialogue box. If your printer is cutting edges off, set “Page Scaling” to “Shrink to Printable Area”. This will, however, decrease the size of the pattern a very small amount.



You may take this PDF file to your local print shop to have the full-size pages printed for your own personal use.

Steampunk
Mini Corset Pattern

Design by: George Hurst
All designs are reproduced at 100%

Cut All Parts from 4 to 5 oz. Vegetable Tanned Cowhide

NOTE:
This pattern will approximately fit a 28" waist size.
Add or subtract in the center of each side for other sizes.



○ ○
1/8" Holes

SIDES:
Cut 2 (1 left and 1 right)

○ ○
1/8" Holes

○ ○ ○ ○

BUCKLE TAB:
Cut 4

3/4" Slot

○ ○ ○ ○

1/8" Holes

1/8" Holes

○ ○

1/8" Holes

RING TAB:
Cut 4

○ ○

1/8" Holes

○ ○ ○ ○ ○ ○ ○ ○

3/8" Holes

○ ○ ○ ○ ○ ○

BUCKLE TONGUE:
Cut 4

1/8" Holes

1/8" Holes

○ ○
1/8" Holes



DIGITAL MEDIA FOR LEATHERCRAFTERS
LeathercraftLibrary.com

Visit www.tandyleatherfactory.com
for all the supplies needed to complete this project.

Visit www.LeanthcraftLibrary.com for more great carving patterns.

Steampun Mini Corset Pa

Cut All Parts from 4 to 5 oz. Vegeti

NOTE:

This pattern will approximately 1
Add or subtract in the center of eac



1/8" Holes

SIDES:

Cut 2 (1 left and 1

**k
attern**

able Tanned Cowhide

fit a 28" waist size.
ch side for other sizes.

right)

Design by: George Hurst
All designs are reproduced at 100%



