

Flat Peak Cap

SIZE XL 59-61cm / 23.3-24"



This document can't be given, sold, lent, shared or distributed in any way either physically or electronically for any purpose without the permission of Oak Leathercraft

COPYRIGHT©OAKLEATHERCRAFT2020

Sale: You can sell any given amount of goods that you make from these patterns, although you may not use Oak Leathercraft as credit it the item you make.

Social Media: In order to make these patterns I have a spent a lot of time, so I would be really thankful if you could add a link to my patterns or my shop in description of goods that you have produced: www.oakleathercraft.com

To make this project we need:

Printer

Recommended thickness of leather approx. 1,8 mm-2.5mm/4,5-,6oz for main panels, 1mm/2.5 oz for straps and pockets, 4mm/10 oz for peak.

Tools: Cutter, hole punch 1.5mm or 1.2mm, thread and 2 needles, adhesive.

Hardware for full version: 6 eyelets approx. 5mm, 14 rivets, velcro.

TEST PAGE

PRINT IN ACTUAL SIZE - VERY IMPORTANT

Printer: **Brother DCP-J4120DW** Properties Advanced [Help ?](#)

Copies: ☐ Print in grayscale (black and white) ☐ Save ink/toner [i](#)

Pages to Print

☒ All ☐ Current ☐ Pages

► More Options

Page Sizing & Handling [i](#)

☐ Fit ☒ Actual size ☐ Shrink oversized pages ☐ Custom Scale: %

☐ Choose paper source by PDF page size

☐ Print on both sides of paper

Orientation:


☒ Auto ☐ Portrait ☐ Landscape

Comments & Forms

Page Setup...

Document: 8,3 x 11,7in
8,27 x 11,69 Inches

Flat Peak Cap




This document can't be given, sold, lent, shared or distributed in any way either physically or electronically for any purpose without the permission of Oak Leathercraft.
COPYRIGHT © OAK LEATHERCRAFT 2020

Sale: You can sell any given amount of goods that you make from these patterns, although you may not use Oak Leathercraft as credit to the item you make.

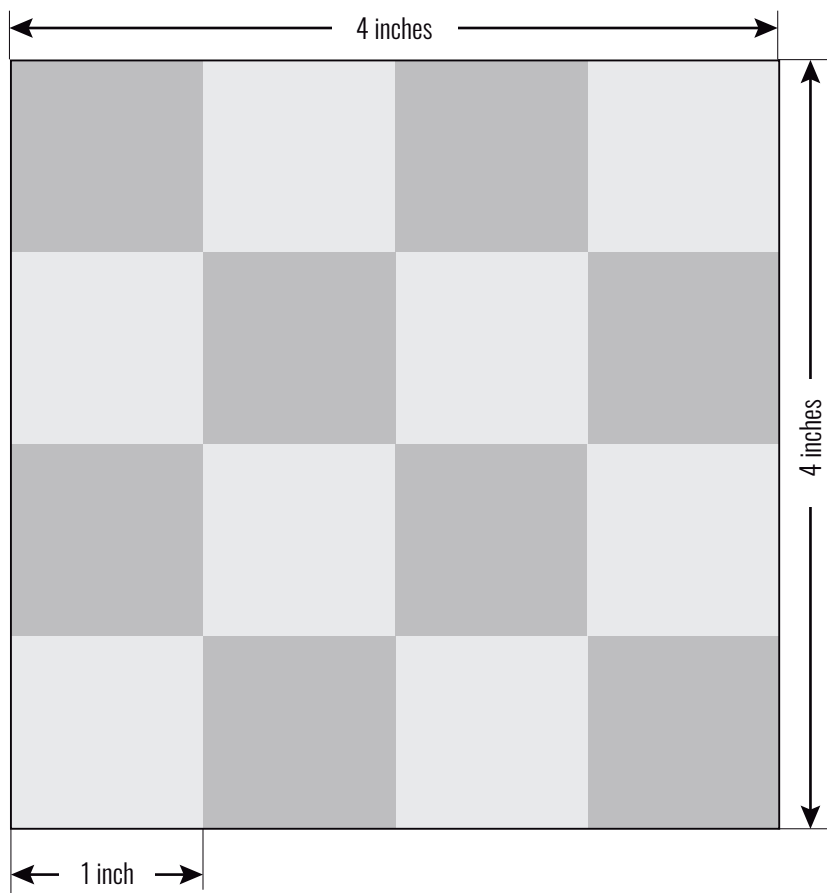
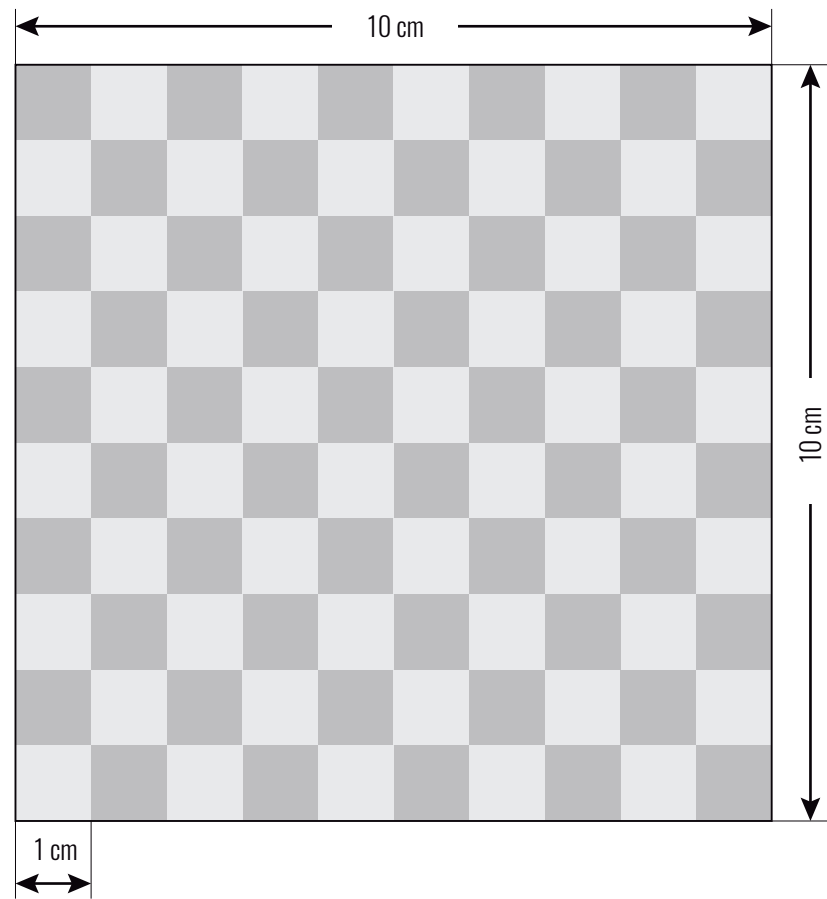
Social Media: In order to make these patterns I have spent a lot of time, so I would be really thankful if you could add a link to my patterns or my shop to description of goods that you have produced - [www.oakleathercraft.com](#)

To make this project we need:
Printer
Recommended thickness of leather: approx. 1.0 mm 2.5mm 4.5- 6mm for male garments,
3mm 7.5 mm for straps and pockets, 4mm 10 mm for the peak, optional small piece of gusset.
Tools: Cutter, hole punch 1.5mm, thread and 2 needles, adhesive.
Hardware for full version: 6 eyelets approx. 5mm, 14 rivets, velcro

<  >

Page 1 of 1

Check size of printing



TEST PAGE

18,2 cm
7,17 inches



18,2 cm
7,17 inches


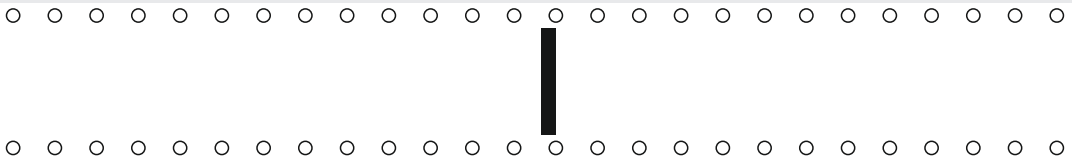
A2

18,2 cm
7,17 inches

OPTIONAL HIDDEN POCKET

B

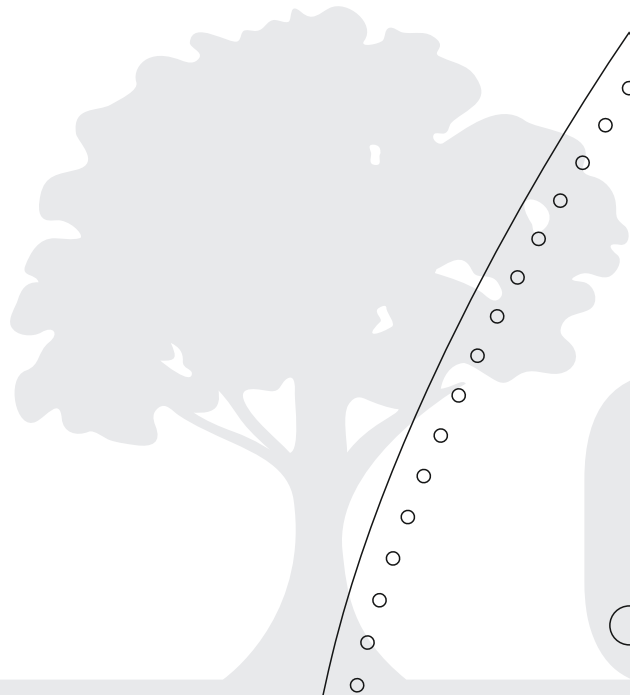
FRONT PANEL



18,2 cm
7,17 inches

OPTIONAL: LOGO
OR STAMP

OPTIONAL:
COIN POCKET

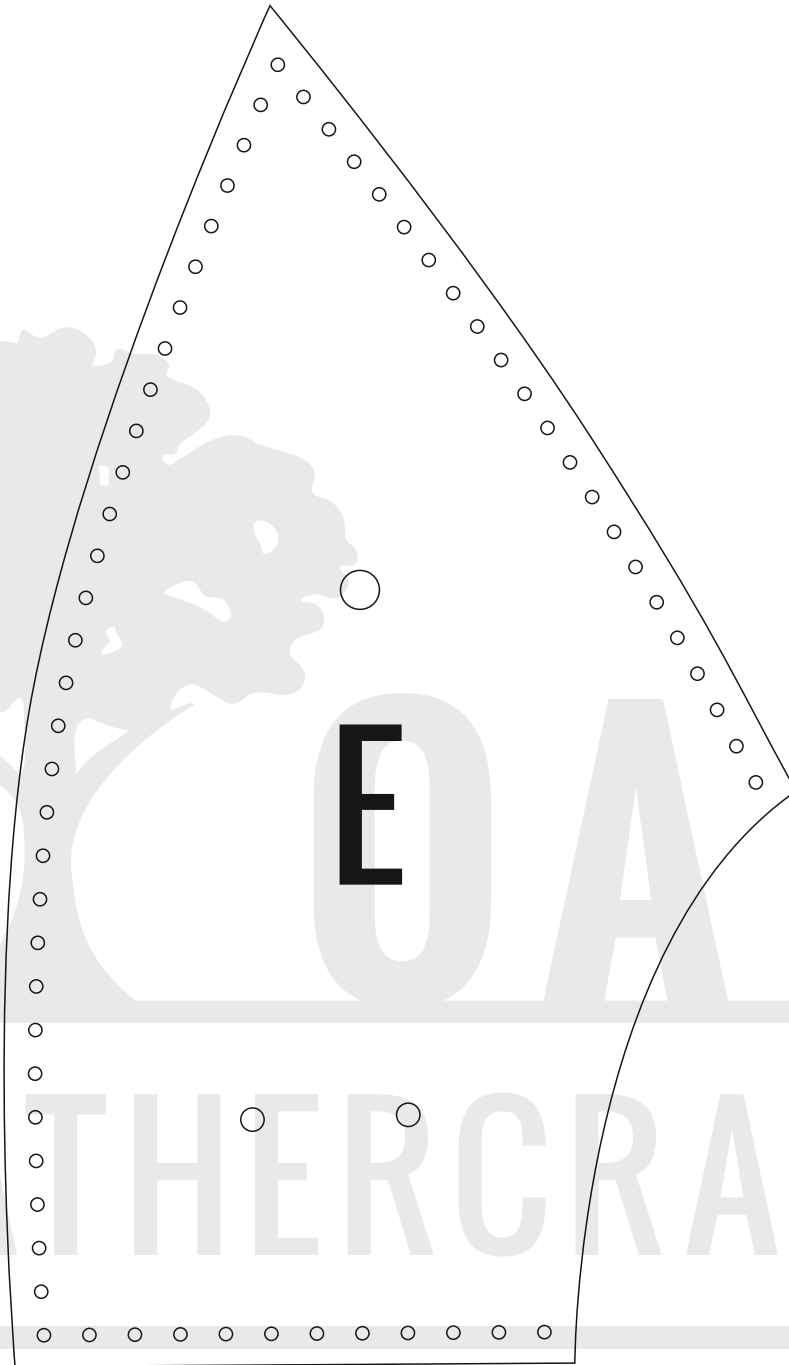


OAK


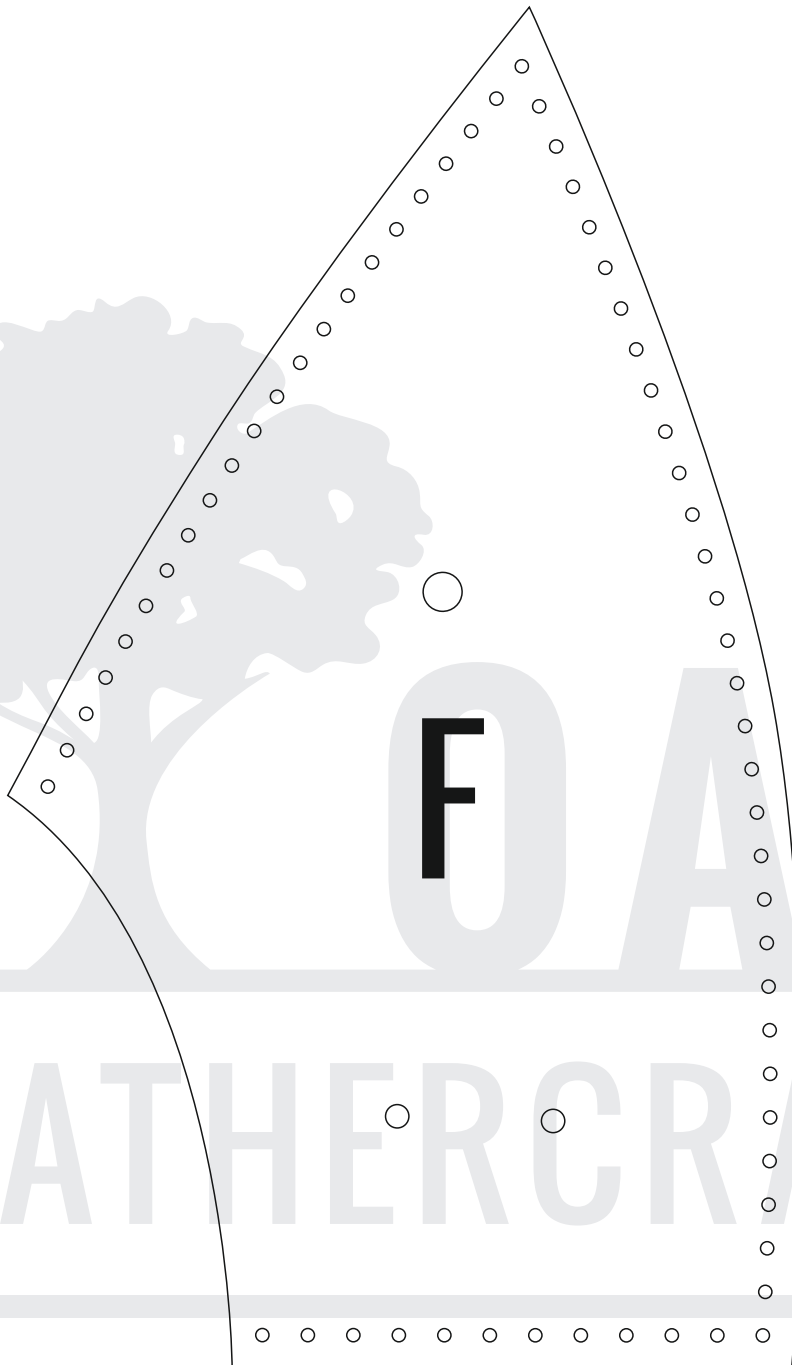
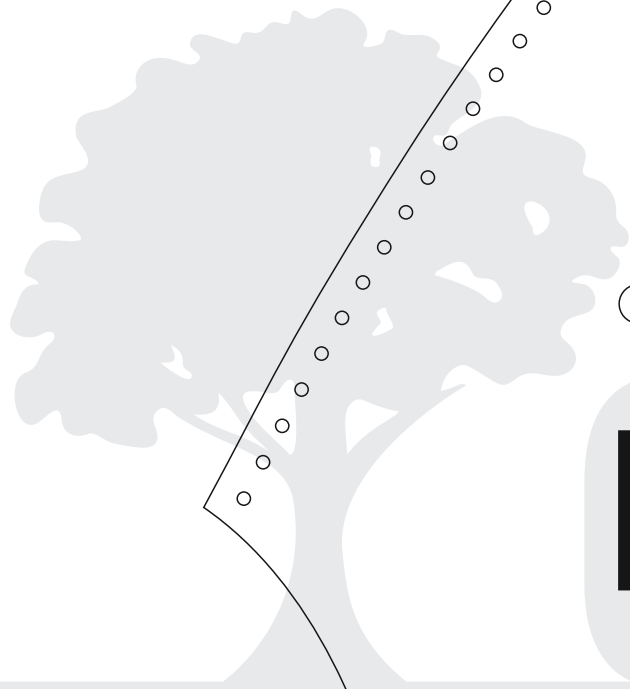
LEATHERCRAFT

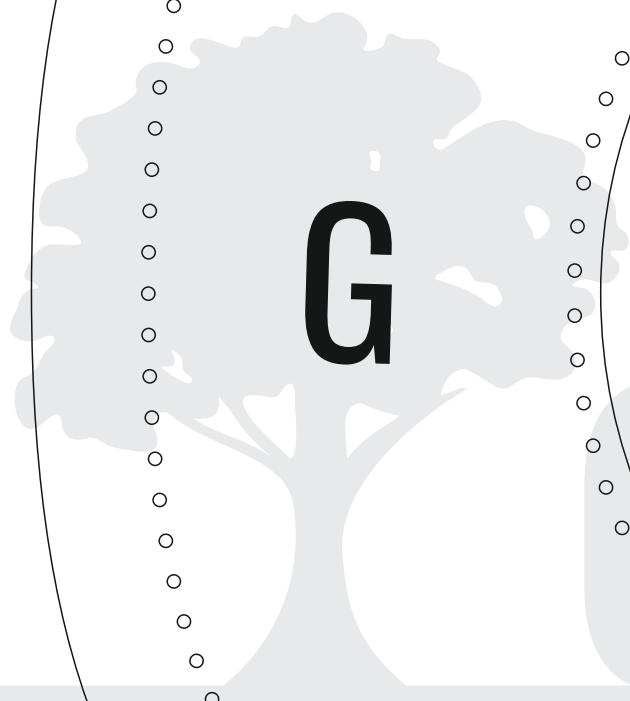
D

18,2 cm
7,17 inches



18,2 cm
7,17 inches





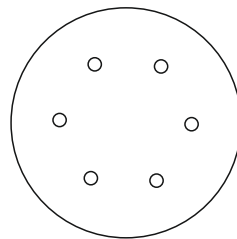
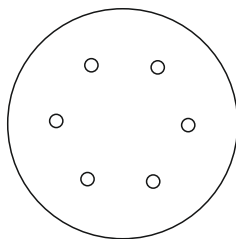

G

OAK

LEATHERCRAFT


H

18,2 cm
7,17 inches







18,2 cm
7,17 inches

OPTIONAL: DECORATIVE EXTRAS



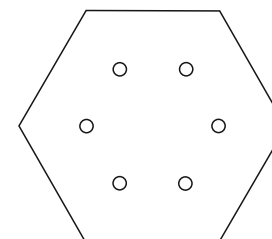

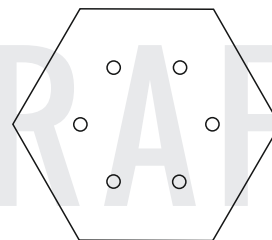
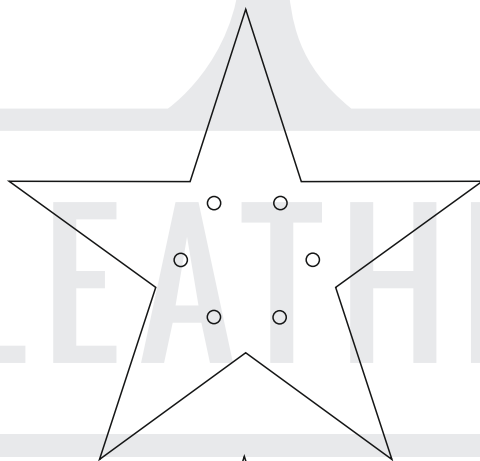
18,2 cm
7,17 inches

OPTIONAL: DECORATIVE EXTRAS



18,2 cm
7,17 inches

OPTIONAL: DECORATIVE EXTRAS



18,2 cm
7,17 inches

